

Leading Scorers: Presidential Support

Support shows those who, in 2020, voted most often for President Donald Trump's position when it was clearly known.

Opposition shows those who voted most often against his position. Absences do not count. Members with identical scores are listed alphabetically.

SENATE

SUPPORT

<i>Democrats/Independents</i>		<i>Republicans</i>	
Manchin, Joe III	66.7%	Graham, Lindsey	99.1%
Sinema, Kyrsten	63.2	Cornyn, John	97.4
Jones, Doug	61.5	Kennedy, John	97.3
King, Angus	50.0	McSally, Martha	96.6
Tester, Jon	50.0	Blunt, Roy	96.4
Carper, Thomas R.	49.6	Tillis, Thom	96.3
Hassan, Maggie	49.1	Capito, Shelley Moore	96.0
Murphy, Christopher	47.3	Burr, Richard M.	95.7
Warner, Mark	46.9	Crapo, Michael D.	95.6
Kaine, Tim	44.2	Hyde-Smith, Cindy	95.6
Shaheen, Jeanne	44.2	Shelby, Richard C.	95.6
Feinstein, Dianne	44.0	Wicker, Roger	95.6
Peters, Gary	43.9	Braun, Mike	95.5
Whitehouse, Sheldon	43.8	Cotton, Tom	95.6
Leahy, Patrick J.	42.7	Roberts, Pat	95.6
Reed, Jack	41.2	Portman, Rob	95.5
Durbin, Richard J.	41.1	Risch, Jim	95.5
Rosen, Jacky	40.7	Grassley, Charles E.	95.4
Cortez Masto, Catherine	40.4	Fischer, Deb	95.2

OPPOSITION

<i>Democrats/Independents</i>		<i>Republicans</i>	
Harris, Kamala	81.7%	Paul, Rand	13.9%
Gillibrand, Kirsten	81.6	Collins, Susan	10.5
Warren, Elizabeth	81.3	Scott, Rick	9.5
Blumenthal, Richard	80.5	Blackburn, Marsha	9.0
Markey, Edward J.	80.4	Lee, Mike	8.9
Schumer, Charles E.	79.8	Johnson, Ron	7.8
Klobuchar, Amy	79.2	Sasse, Ben	7.3
Sanders, Bernie	77.4	Hawley, Josh	7.1
Wyden, Ron	77.2	Young, Todd	7.1
Booker, Cory	76.4	Romney, Mitt	7.1
Merkley, Jeff	74.3	Lankford, James	7.0
Cantwell, Maria	73.9	Scott, Tim	7.0
Murray, Patty	73.3	Enzi, Michael B.	6.8
Schatz, Brian	73.2	Loeffler, Kelly	6.7
Hirono, Mazie K.	71.1	Cruz, Ted	6.6
Van Hollen, Chris	71.1	Rounds, Mike	6.5
Stabenow, Debbie	70.3	Cramer, Kevin	6.5
Udall, Tom	70.3	Hoeven, John	6.3
		Ernst, Joni	6.3

HOUSE

SUPPORT

<i>Democrats</i>		<i>Republicans</i>	
McAdams, Ben	40.0%	Abraham, Ralph	100.0%
Peterson, Collin C.	35.0	Pence, Greg	100.0
Horn, Kendra	30.0	Watkins, Steve	97.3
Jayapal, Pramila	28.2	Collins, Doug	97.1
Omar, Ilhan	27.5	Roe, Phil	97.1
Schrader, Kurt	27.5	Yoho, Ted	96.9
Luria, Elaine	27.0	Wright, Ron	96.6
Brindisi, Anthony	25.0	Walker, Mark	95.8
Garcia, Jesus "Chuy"	25.0	Arrington, Jodey C.	95.0
Khanna, Ro	25.0	Comer, James R.	95.0
Lamb, Conor	25.0	Scalise, Steve	95.0
Ocasio-Cortez, Alexandria	25.0	Calvert, Ken	94.9
Pressley, Ayanna S.	25.0	Harris, Andy	94.9
Tlaib, Rashida	25.0	Miller, Carol	94.9
		Westerman, Bruce	94.9

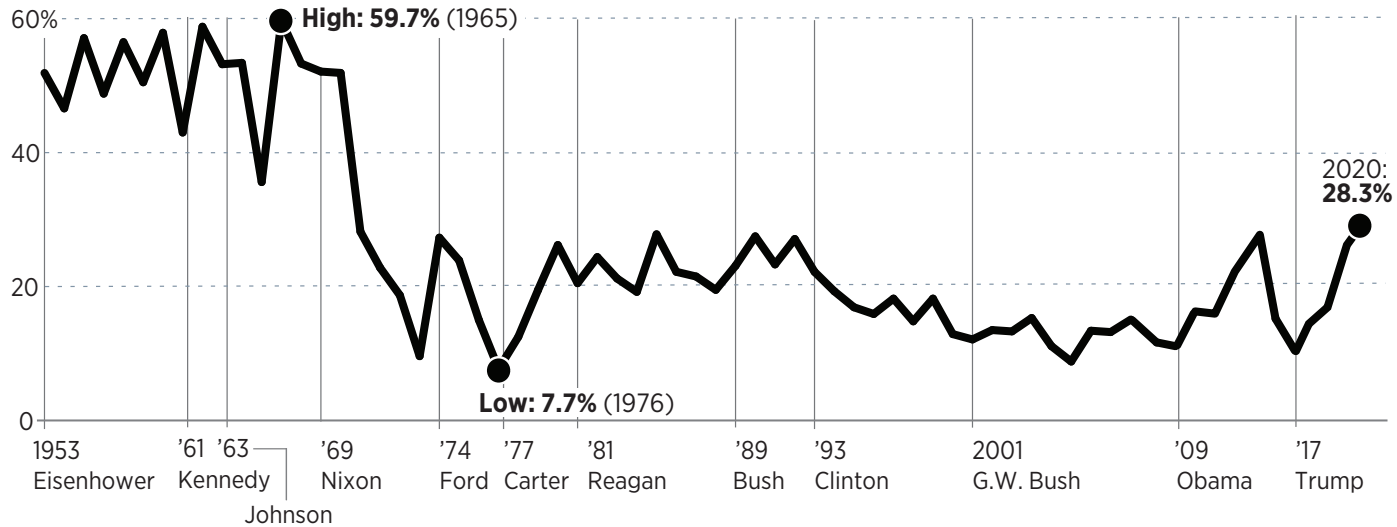
OPPOSITION

<i>Democrats</i>		<i>Republicans</i>	
Grijalva, Raul M.	91.7%	Fitzpatrick, Brian	50.0%
Visclosky, Peter J.	89.7	Smith, Christopher H.	43.6
Lipinski, Daniel	88.9	Van Drew, Jeff	37.5
Correa, Lou	87.5	Katko, John	36.1
Escobar, Veronica	87.5	Gosar, Paul	32.4
Jeffries, Hakeem	87.5	Upton, Fred	30.0
Takano, Mark	87.5	Gallagher, Mike	28.1
Vela, Filemon	87.5	King, Peter T.	25.6
Cardenas, Tony	87.2	Bacon, Don	25.0
DeFazio, Peter A.	87.2	Davis, Rodney	25.0
Gonzalez, Vicente	87.2	Massie, Thomas	23.7
Lowey, Nita M.	87.2	Reed, Tom	23.1
Pingree, Chellie	87.2	Hurd, Will	22.5
Beyer, Donald S. Jr.	86.8	Fortenberry, Jeff	21.6
Brownley, Julia	86.8		
Hastings, Alcee L.	86.8		
Napolitano, Grace F.	86.8		
Veasey, Marc	86.8		

Share of presidential support votes reflects McConnell's determination

A jump in the share of presidential position floor votes to levels not seen since Gerald Ford's presidency was largely the result of a Republican-led Senate and White House determined to confirm as many of their conservative nominees as possible while they still controlled the process. Twenty-eight of the 91 confirmation votes were held after it became clear the party had lost the presidency and that their Senate majority remained imperiled.

Percentage of presidential support votes, for Congress as a whole



Seeking confirmation

The Trump administration's concern with legislative activity in 2020 again seemed limited mostly to the fate of his nominees in the Senate. The higher share of presidential position votes in the House was largely a result of the chamber holding the fewest votes in more than 50 years.

Average chamber support scores:

HOUSE

R 80% Lowest of Trump presidency

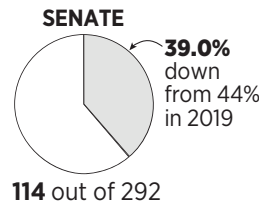
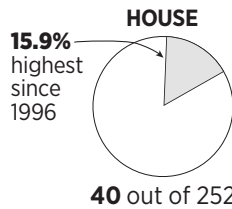
D 16% Up from record low of 5%

SENATE

R 90% Lowest of Trump presidency

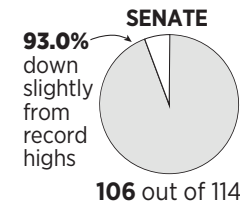
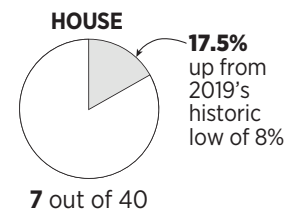
D 34% Lowest since 2008

Share of votes on which the president took a clear position:



AVERAGE FOR BOTH CHAMBERS:
28.3%

How often the president won:



AVERAGE FOR BOTH CHAMBERS:
73.4%

Background: Presidential Support

CQ Roll Call editors select presidential support votes each year based on clear statements by the president or authorized spokespersons. Success scores show how often the president prevailed. Average scores for each chamber are lowered by absences.

PRESIDENTIAL SUCCESS BY ISSUE

	Defense/Foreign Policy		Domestic		Economic Affairs		Overall	
	2019	2020	2019	2020	2019	2020	2019	2020
House	11.1%	0.0%	6.1%	21.4%	25.0%	20.0%	8.1%	17.5%
Senate	57.1	42.9	66.7	75.0	--	100.0	94.2	93.0
Congress	39.1	21.4	20.3	37.5	25	42.9	73.0	73.4

Economic affairs includes votes on taxes, trade, omnibus and some supplemental spending bills that cover both domestic and foreign policy programs. Confirmation votes in the Senate are included only in the chamber's overall scores.

AVERAGE PRESIDENTIAL SUCCESS SCORES

	House		Senate		House		Senate		
	Democrats	Republicans	Democrats	Republicans	Democrats	Republicans	Democrats	Republicans	
Eisenhower									
1954	44%	71%	38%	73%	30%	67%	35%	75%	
1955	53	60	56	72	25	65	37	78	
1956	52	72	39	72	24	62	36	64	
1957	49	54	51	69	25	57	47	68	
1958	44	67	44	67	G. Bush				
1959	40	68	38	72	1989	36	69	55	82
1960	44	59	43	66	1990	25	63	38	70
Kennedy									
1961	73	37	65	36	1991	34	72	41	83
1962	72	42	63	39	1992	25	71	32	73
1963	72	32	63	44	Clinton				
Johnson									
1964	74	38	61	45	1993	77	39	87	29
1965	74	41	64	48	1994	75	47	86	42
1966	63	37	57	43	1995	75	22	81	29
1967	69	46	61	53	1996	74	38	83	37
1968	64	51	48	47	1997	71	30	85	60
Nixon									
1969	48	57	47	66	1998	74	26	82	41
1970	53	66	45	60	1999	73	23	84	34
1971	47	72	40	64	2000	73	27	89	46
1972	47	64	44	66	G.W. Bush				
1973	35	62	37	61	2001	31	86	66	94
1974	46	65	39	57	2002	32	82	71	89
Ford									
1974	41	51	39	55	2003	26	89	48	94
1975	38	63	47	68	2004	30	80	60	91
1976	32	63	39	62	2005	24	81	38	86
Carter									
1977	63	42	70	52	2006	31	85	51	85
1978	60	36	66	41	2007	7	72	37	78
1979	64	34	68	47	2008	16	64	34	70
1980	63	40	62	45	Obama				
Reagan									
1981	42	68	49	80	2009	90	26	92	50
1982	39	64	43	74	2010	84	29	94	41
1983	28	70	42	73	2011	80	22	92	53
1984	34	60	41	76	2012	77	17	93	47
Trump									
2017	16	93	37	96	2013	83	12	96	40
2018	31	89	37	93	2014	81	12	95	55
2019	5	91	35	93	2015	86	11	87	53
2020	16	80	34	90	2016	88	8	86	49

